

CVQG

Champlain Valley Quilters Guild of New York

Volume XXXVII April 2010

web address: cvqgny.org

President's Message

It's brown bag time once again, and no one awaits the surprise behind door three as much as I do. I can't wait to find out whose fabric I have! I swore after the 2008 brown bag, that I'd never participate again. That year I got a bag of black and red fabric in a hieroglyphic pattern that so did NOT inspire me. One day I was in Loose Threads and Laura asked me what kind of fabric I had gotten. I described mine and she said "Oh. I've been asking everyone, trying to find out who has my fabric. I put in black and red Celtic designs". I spun around and said "Is THAT what that fabric is?" We had a good laugh over my interpretation of the fabric and hers. But I was not happy with what I made with it and chose not to participate the next year. Deciding to give it a whirl again this year, I handed in a bag with 4 green FQs I won as a prize and added a solid black. I hoped to find something as easy to work with in the bag I got. But no, I got 4 paisleys, all unrelated in color and scale, plus a weird FQ that I can only describe as Asian-designed pink ocean waves. They were so hideous I wanted to cry. I spent 2 months foaming at the mouth at the injustice of it all: why couldn't I get a bag of pleasing-to-the-eye co-ordinating fabric? By the time the holidays were over, I had calmed down enough to accept the hand I'd been dealt and was determined to do a better job this time. I thought about the fact that we were all given a "challenge" and that perhaps Kitty knows what she's doing when she mixes and matches people and brown bags. I thought, maybe Kitty thinks I can do something nice with this and she gave my black and greens to a newbie in the guild who might be doing this for the first time. So I pored through my books and collection of patterns until I came upon something I had cut out to make some day. With a few changes here and there, and some added fabric, I made something I was pleased with and I hope the recipient likes it too. I don't know if she also hated the fabric or why she put it in the bag, but it taught me a lesson

continued on page 2

Featured Quilter Carol Garrant

Hi! I am Carol Garrant. My husband Roy and I have been married 57 years in June. We have 2 daughters and 2 sons, 10 grandchildren and 5 great-grand children. We are very close and in each others pockets.



Before quilting, my hobby was miniatures, some ½ inch scale but mostly 1 inch. I had 7 doll houses including an 11 store mall. While children were quite fascinated, these were for adult fingers. When we moved, I had to part with them but kept some smaller pieces. My ears perk up whenever I hear the word "miniatures". I have been quilting for about 12 years but have been sewing since my teens. I was self taught and made all my children's clothes, and also was

continued on page 2

Presidents Message continued

that I failed to learn the first time. A challenge is supposed to be just that: not a walk in the park, but something to rise to, something to make you try a new technique or move out of your comfort zone. Something you might not have ever done unless you were forced to. Most projects we work on are of our own choosing, and we usually do what appeals to us. A brown bag can be a great learning opportunity, and that's the way I'm going to think of it from now on. I hope the person who got my fabric learned something too!

Looking for some "piece" and quiet, Lorene

Carol continued

a seamstress for "The Little French Shop" on Clinton Street. That's really dating myself. I upholstered furniture in my home for several years making a little pocket change. My Alaska family lived here for a couple of years and I began quilting with my daughter-in-law. I was hooked immediately—the more challenging the better. I don't do anything by hand as I can't wait to see it completed in this lifetime. Hand work is too slow for me.

I've only been a member of CVQG for 3 years and the experience with the Quilt show was a highlight. All the work by everyone made such an impression on me. I just loved every minute of it. The talent displayed at the show was outstanding. I thought I was OK until I saw what great quilters are. I have 4 quilts going right now and I can hear my stash calling. See you at the meetings!

Programs

(April 7) Meeting Kitty will MC the return of the Brown Bag Activity.

May 12 - "The Singing Quilter", Cathy Miller from British Columbia Canada, will speak (and sing.)

May 13 - Cathy Miller will present a workshop on "Raw Edge Reverse Machine Appliqui." Please see the Kathys to register for the workshop.

For more information on "The Singing Quilter", please visit her web site.

cmiller@nucleus.com

June 9 - Potluck dinner, return of the challenge, WIPS, and UFOS.

I have already started our Program Calendar for 2010 - 2011

September 8 - Nancy DiDonato will be doing a Trunk Show "Journey into the Brain of an Art Quilter"

September 9 - Workshop with Nancy DiDonato "Tis the Season" (See the Kathys for information and the supply list.)

Nancy was just published in the February/March 2010 Quilter's Newsletter and has had Art Quilt entries in many show including The Vermont Quilt Festival. -K

The Adirondack Quilters' Guild (AQG) of Malone will be holding there 2010 Spring Quilt Show "A Garden of Quilts" on Saturday and Sunday, May 15 and 16, 2010 from 9:00 AM to 5:00 PM. The show will feature exhibits of over 100 quilts, related goodies for sale, plus a vendors' mall with ten commercial vendors on site. Admission donation is \$5.00 per person. Parking is free. Please refer to cvqgny.org for further details and directions.

Quilt Show Info..

Although the 2011 Quilt Show seems so far away it's time to begin planning for this wonderful event. The past show was such a great success because everyone helped so much - not only by sharing their wonderful quilts for display but in doing the work to put on the show. Past organizers have done a marvelous job of creating committees so all the work is shared. The following committees need a chairman and/ or committee members (the asterisks*) so we can begin meeting and getting ready. These meetings will be held on the third Wednesday of the month - not sure where yet! Please let me know if you're interested at 562-9474 or threads505@verizon.net Thanks in advance, Sue

Advertising - Kay Kern - collects paid ads for the printed program and works with the program chairman
Consignment - Lorene Forttrell, Karen Nichols & Margot Wyman - plans and organizes consignment table
*Decorations - chairman and committee needed - places decorations at show for a fall theme

*Demonstrations - chairman and 1 or 2 helpers needed - schedules demonstrations and other duties

*Door Prizes - chairman and committee needed - obtains gift items for prizes and sets up tickets, thanks you notes, etc.

*Hostesses - Velma Peryea; committee needed - gets and organizes volunteers to 'white glove' all areas

*Judges/Viewers Choice - chairman and committee needed - arranges judges, sets up details of ribbon awards

continued on page 7

Community Outreach

Our March donations were 15 quilts, 9 quilt tops, 39 heart pillows, 15 heart pillows to be filled, 10 pet beds, 93 pillowcases, and 3 donations of quilt fabric, 1 of batting, and 2 of fiberfill.

We have some quilt kits to be quilted as well as heart pillow and two pillowcase patterns and the pillowcase forms. Please stop by the Outreach table to visit us.

I entered our 93 pillowcase donation and the One Million Pillowcase Challenge website now shows that we have donated 177 pillowcases – pretty phenomenal for 2 months time. There are a total of 49,863 pillowcases that have been donated. That is an increase of more than 21,000 in a month. **Since the pillowcases may go to sick kids or the elderly, please wash and iron your completed pillowcases before you bring them in, even if you have washed the fabric. Also write “Washed” on the pillowcase form so I don’t wash and iron it again.**

If you need fabric for a quilt top, batting and/or backing, stop by the Outreach table and let us know and I will bring it to the next meeting. You can also e-mail or call me with the information (scminnie@verizon.net, 562-1267).

We have a Sew-A-Thon scheduled for April 24th at the Senior Center. It will be from 9:00 AM to 3:00 PM. Please bring a dish or a snack to share. We will have quilt kits available ready to sew and will also have a selection of fabric so you can do your own if you prefer. Thanks to lots of great help from Mary Lou Beauharnois and the women of the Monday Night Senior Center Group, we have the Disappearing Nine-Patch kits, a Big Block (and I do mean BIG) twin kits, the Marching In Line kits we had last time, and a couple of others. There will have 3 cutting mats and 3 ironing stations set up. Please come and join us.

Some of our Monday Night Senior Center Group took Kerry Mero’s class on the Zig-Zag Quilt, which is a quick and fun children’s quilt that uses fat quarters or quarter yard cuts. I would like to make some children’s quilts for our Outreach Program but we don’t have much juvenile fabric in our Guild stash. If you have some extra juvenile fabric that you could donate, I would much appreciate it. We would like to recognize and thank all of the generous contributors to the Community Outreach Program from 2/10/2010 to 3/10/2010.

Quilt Pantry Project (Quilt Tops/Quilting/Finishing Quilts/Completed Quilts/Fabric Donations) – Donna Crowningshield, Jo Ann Forkey, Lorene Fortrell, Niki Gemmill, Becky King, Ladies of the Lake*, Kathi McCleery, Monday Night Senior Center Group*, Lisa Raino, Priscilla Reed, Karin Thone

Pet Bed Project (Pet Beds/Fabric Donations) – Peggy DeCelle, Sarah Elmendorf, Lorene Fortrell, Julie Fredette, Theresa Guay, Kay Kern

Heart Pillow Project (Heart Pillows/Fiberfill/Fabric Donations) – Linda Maltzan, Linda Mitchell, Nancy Ellsworth and the Meadowbrook Residents, Amy Sorrell, Barbara Stadnicki, Joann Trombley

Pillowcases – Karen Collins, Donna Crowningshield, Jo Ann Forkey, Lorene Fortrell, Julie Fredette, Niki Gemmill, Patti Gonyea, Theresa Guay, Kay Kern, Susan Minnie, Diane Pliscofsky, Amy Sorrell, Susan Sorrell, Barbara Stadnicki, Wanda Sweeney, Joann Trombley, Margot Wyman, Sandy Zmyewski

* **Ladies of the Lake:** Lora Barshaw, Mary Lou Beauharnois, Dorothy Colby, Carolyn Bird, Norma Homburger, Vivian Melin, Sue Minnie, Carolyn Tyndall, Nancy Wild, Sandy Zmyewski.

Monday Night Senior Center Group: Connie Durocher, Sue Garrow, Kathi McCleery, Sue Minnie, Jean Stow, Carolyn Tyndall, Sandy Zmyewski.

If I missed anyone, please let me know so I can correct it next month. We would appreciate it if you could be sure to give us your name when you bring a donation to us.

As a result of your great support, CVQG or our members distributed 17 Quilts, 39 Heart Pillows, 8 Pillowcases, and 10 Pet Beds this month. Quilts were distributed to Chapter #179-Disabled American Veterans, Plattsburgh, NY - 6; , Elizabethtown Community Hospital, Elizabethtown, NY - 3; Fire Family, Chazy, NY - 5; United Methodist Committee on Relief, Plattsburgh, NY - 3. Heart Pillows were distributed to Alice Hyde Cancer Center, Malone, NY - 34; Elizabethtown Community Hospital, Elizabethtown, NY - 3; Fletcher Allen Cancer Center, Burlington, VT - 2. Pillowcases were distributed to Elizabethtown Community Hospital, Elizabethtown, NY - 3; Fire Family, Chazy, NY - 5. Pet Beds were distributed to Adirondack Humane Society, Plattsburgh, NY - 10.

If you donate quilts or other items directly to an organization or you have an organization you would like us to donate to, please let us know.

**Minutes of the CVQG
March 10, 2010 Monthly Meeting**

President Lorene Forttrell called the meeting to order at 6:15 p.m. Lorene welcomed all members and guest in attendance.

The minutes were approved as submitted.

The treasurer's report will be filed for audit.

Old Business:

Norma Homberger and Carolyn Bird have been elected to the 2010 Nominating Committee.

New Business:

Lorene announced that 55 stuffed animals were distributed to the CVPH Pediatric Ward. They were also distributed to the nursing home.

Committee Reports:

Block of the Month: Amy Sorrell won the 12 blocks returned tonight.

Classes: See Kathy Russell if you would like to teach a class. She has dates available and needs teachers.

Library: Please return your overdue books. New books have arrived!

Brown Bag Challenge: Brown Bag Challenge returns in April.

Community Outreach: Sue Minnie announced that during February, 17 quilts, 13 quilt tops, 9 heart pillows, 39 heart pillows to stuff, 31 pet beds, 80 pillowcases, and 5 donations of fabric were donated for charity. Community Outreach to date has received 118 charity quilts. Their goal is 225 for the year.

A Sew - A - Thon is being planned for April 24th. Donations of fiberfill are needed. Sue invites members to come to the Senior Center on Monday's from 6:00 - 8:45 P.M. to make charity quilts. **They do not meet on the Monday **BEFORE** the Wednesday monthly Guild meeting.

Programs:

May - The Singing Quilter: lecture by Cathy Miller May 12 at the Guild meeting. Workshop on May 13th taught by Cathy Miller at Point au Roche Firehouse from 9:00-1:00 Raw Edge Reverse Appliqui.

June- Potluck dinner

September- Nancy DiDonato *Journey Into the Brain of an Art Quilter* will give a lecture on the 8th and a workshop on the 9th.

Quilt Show: 2011 Quilt Show chairperson Sue Donohue asked members to be thinking about joining a 2011 Quilt Show committee.

Pennsylvania Bus Trip September 16 - 19, 2010: Needs 4 more people to sign up for the trip. Don't forget the balance for the trip is due at the May meeting.

Welcome: Brenda announced that the recipes are coming in for the Guild Cookbook. Please send your recipes to quilting1997@yahoo.com

Door Prize: Tonight's winners were: Gina Doty and Deborah Patnode.

Meeting adjourned at 6:40 P.M for refreshments and show and tell.

Respectively submitted, Karen Nichols

PENNSYLVANIA BUS TRIP SEPT. 16—19, 2010 FINAL PAYMENT IS DUE BY THE MAY 12TH MEETING. PLEASE MAKE CHECKS TO CVQG AND GIVE OR MAIL TO DONNA CROWNSHIELD 375 DEERHEAD-REBER RD. LEWIS, NY 12901.

DOUBLE \$250.46

TRIPLE \$181.64

QUAD \$147.23

WE STILL HAVE SEATS AVAILABLE ON THE BUS. ITS NEVER TO LATE TO SIGN UP.

-JOY MAZUR

CVQG 2010 CLASSES

Date	Teacher	Location	Subject	Fee	Time
Mon Aril 5		Sen. Center	Open		
Tue Apr 13		Gov. Center	Open		
Mon Apr 19	Jo Ann Forkey	Sen. Center	Half Square Triangle Quilt	\$10	6:00-9:00
Mon Apr 26		Sen. Center	Open		
Mon May 3	Jean Welch	Sen. Center	Screen Tote Bag	\$10	6:00-9:00
Thur May13	Cathy Miller Guest Speaker	Point au Roche	Raw Edge Reverse Appliqui	\$25	9:00-1:00
Tue May11		Gov. Center	Open		
Mon May17	Pam Schafer	Sen. Center	Quilted Wallet	\$10	6:00-9:00
Mon May 24		Sen. Center	Open		
Tue June 8		Gov. Center	Open		
Sat June 12					
Mon Jun14		Sen. Center	Open		
Thur Sept 9	Nancy DiDonato Guest Speaker	Point au Roche	Thread Art Quilting	\$25	9:??-??
Tue Sept 28		Gov. Center	Open		
Tue Oct 5		Gov. Center	Open		
Tue Dec14		Gov. Center	Open		

We now have some great classes, but we still would like more. Tell us your ideas! Hurry & sign up. Jean Welch has canceled her Rotating Star Quilt class that was scheduled for June; it will be re-scheduled in the fall. The Raw Edge Reverse Appliqui class with quest speaker Cathy Miller May 13th is filling up fast, don't miss out. We have purchased some black batting that will be available to purchase the required fat-quarter for \$2 a piece, so you won't need to buy a whole package to participate. Sign up soon & join in the fun!
-The Kathys

CVQG Treasurers Report March 31

	Income	Expense
Block of the Month	\$133.25	355.37
Challenge	—	—
Classes	155.00	75.00
Fines	2.50	
PA Bus Trip	1453.74	
Library	—	—
Membership	25.00	
Community Service	—	—
Programs	—	80.82
Refreshments	—	12.00
Bank	—	21.75
Newsletter	—	
Door Prizes	—	68.38
Insurance	—	
Historian	—	13.05
Library	—	87.85
Rent	—	50.00
Total	1769.49	764.22

Visit your local Quilt Shops for that new Spring & Summer Project

City Plaza Sewing Center, (518) 561 - 7230

78 Dumont Rd. Beekmantown, NY 12901

Cobblestone Quilts & Fabric, (518) 566-7588

1923 State Route 22B Morrisonville, NY 12962

Deer Mountain Fabrics, (518) 561-5209

79 Hammond Lane, Plattsburgh, NY, 12901

Dream Crafters Quilt Shop, (518) 358-4285

1422, State Route 37, Bombay, NY,

Fibre Junction Quilt Shoppe, (518)-297-9797

69 Lake St., Rouses Point, NY 12979

Loose Threads, (518) 825-0268

164 Boynton Ave., Plattsburgh, NY 12901

Maw & Paw Quilt Shop, (518) 236 5762)

4954 Military Turnpike, Altona, NY 12910

Block of the Month April 2010

CVQG Block of the Month April 2010
 (pattern from Eleanor Burns' "Stars Across America")

"Harriet Tubman Star"

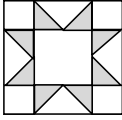
MATERIALS/CUTTING INFO: you will need to trim kit pieces to these sizes:

COLOR A	COLOR B	COLOR C	COLOR D	COLOR E
White tone on tone	Dark blue floral	White batik with blue leaves	Medium blue floral	Novelty print
One 7 1/4" square	Four 3 7/8" squares	Four 2" squares	One 6" square	One 3 1/2 " square
Four 3 1/2" squares		One 4 1/2" square		

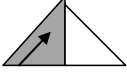
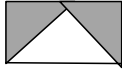
SEWING INSTRUCTIONS: **Reminder: use scant 1/4" seams for accuracy!**

Center star unit:

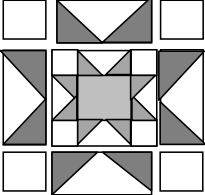
<p>Note: This is Eleanor Burns' special method of making four flying geese unit from two squares. Your kit will come with step by step photo instructions to clarify these directions. You may also use the Quilt in a Day flying geese ruler if you own one, but it is not necessary.</p>		
1	<p>Right sides together, center the 4 1/2" COLOR C square on the 6" COLOR D square. Press. Draw a diagonal line across the squares. Pin. Sew exactly 1/4" from both sides of drawn line. Press to set seam. Cut on drawn line and press seam allowance to larger triangle.</p>	
2	<p>Place squares right sides together so that opposite fabrics touch. Match up the outside edges. Notice that there is a gap between the seams. The seams do not lock. Draw a diagonal line across the seams; pin. Sew 1/4" from both sides of drawn line. Press to set seam; cut on the drawn line.</p>	
3	<p>Clip the seam allowance to the vertical seam midway between the horizontal seams. This allows the same allowance to be pressed to COLOR D</p>	
4	<p>Press each half open, pushing the clipped seam allowance to COLOR D. With a 6" x 24" ruler, or 6" x 12" ruler, line up the 45 degree line on the diagonal geese seam, and the 1/4" line on the peak of the COLOR C triangle. Turn second piece and repeat. A small strip will be cut out of the center.</p>	
5	<p>You now have four flying geese units that need a little trimming. With a 12 1/2" ruler, place the diagonal line on the seam. Line up the bottom edge of the patch with the 3 1/2" line on the ruler. Line up the left edge at 6 1/2". Trim right and top edge. Turn and trim right edge to a perfect 3 1/2" x 6 1/2".</p>	

6	Lay out the 3 ½ color E center square, four 2" COLOR C squares, and Flying Geese COLOR C/D units as shown. Sew two flying geese to opposite sides of center square; sew corner patches to opposite sides of remaining geese units, then sew rows together.	
---	--	--

OUTER FLYING GEESE UNITS:

1	Cut the COLOR A 7 ¼" square across both diagonals to create four smaller triangles. Cut the COLOR B 3 7/8" squares in half diagonally to create 8 triangles.	
2	Join the left hand triangle (COLOR B) to the larger COLOR A background triangle. Match points and bottom edges; sew in the direction of the arrow. Press seam allowances toward the smaller triangle.	
3	Join the right hand triangle. Match lower right point and bottom edge of triangles. Start at the arrow. Your ¼" seam should intersect the 90 degree angle where the two smaller triangles meet. Press seam allowances toward smaller triangle.	
4	Repeat steps 2 and 3 to create four flying geese units	

BLOCK ASSEMBLY:

1	Sew the 3 ½" COLOR A squares to opposite sides of the two outer flying geese units.	
2	Sew the remaining two flying geese units to opposite sides of the center star unit.	
3	Attach top and bottom rows to the center unit. Block should be 12 ½" square!!! Do not trim!	

Membership

We have 178 members year. If you have not yet brought your new pin stop by my table and pick one up. If you have not joined the bus trip, think about it. We always have a great time. -

Linda

Quilt Show continued from page 3

*Memorail- chairman and one helper - obtains and displays quilts from deceased guild members (last two years)

*Program - Sue Minnie; committee needed- types program information and works with printer for publication

*Publicity - Carolyn Tyndall; committee needed - have bookmark made, magazine ads, hang banners, put out signs etc./ collects at end of show for storage

Raffle Quilt - Sue Donohue & Magnificent Seven - makes quilt for raffle

*Refreshments - Jean Welsh; committee needed - plans and prepares all food/ meet with site people for planning

*Registration and Show Set Up - Michelle Toth;

committee needed - thos committee need an enormous amount of help organizing quilts as they come in and hanging them

*Show Take Down - chairman needed; Carolyn Moody and Uta Wister, others needed - removes quilts from racks, organizes racks and signs for return to storage

*Show Sign out - chairman and committee needed - organizes quilts and secure return to owners

*Signs - chairman and committee needed - inventories existing signs and creates new ones if needed and collects at end of show
Silent Auction - Nancy Ellsworth, Linda Mitchell, Sandy Zmyewski - gathers and organizes items and methods for this event

*Take In - chairman, Carol Garrant and needed committee - collects and organizes all entries for hanging

*Vendors - chairman and committee needed - determines number of vendors and who, plans space allotted, and numerous details

SHOW SECRETARY - we need a secretary for the show! She will need to be available for all meetings to record minutes.

Officers and Committee Chairs

President, Lorene Forttrel
518-846-7793
scrabblemoma@yahoo.com

Vice President & Programs, Kay Kern
518-846-7453.
kkern001@twcny.rr.com

Secretary, Karen Nichols
518-561-3133
knich@northnet.ORG.

Treasurer, Donna Crowningshield
518-873-6311
ddcwgc@localnet.com

Newsletter, Carolyn Tyndall
15 Hardy Rd., Plattsburgh, NY 12901
518-578 - 5400, ctyndall@charter.net
Mary Lou Beauharnois
518-846-3312
grammie47@twcny.rr.com

Committees:
Block of the Month: Kerry Mero
518-962-8790
kmero@elcscd.org

Challenge: Michelle Toth
518-293-1392
tothmm@plattsburgh.edu

Brown Bag Challenge: Kitty Stygles
518-563-7142
kittysty48@charter.net

Classes: Kathy Russell
518-846-7420 cell: 578-3675
katthequiltlady@twcny.rr.com
Kathy Baier 518-846-7134
tbaier@twcny.rr.com

Door Prizes: Mary Lou Beauharnois
518-846-3312
grammie47@twcny.rr.com

Historian/Parliamentarian, Pat Flath
flathp@roadrunner.com

Library: Kitty Stygles
518-563-7142
kittysty48@charter.net

Membership: Linda Maltzan
518-873-9926
blmaltz@charter.net

Nominating Committee

Quilt Show 2011: Sue Donohue
518 562 9474
threads505@verizon.net

Refreshments, Billie Hill
518-561-7670

Community Outreach, Sue Minnie
518-562-1267
scminnie@verizon.net

Sunshine, Pat Bleakley
518-425-6839
craftyquilter1@gmail.com

Welcome, Brenda Racette
518-562-8706

Trips, Joy Mazur
518-561-3875
Mazurjoy@yahoo.com

Webmaster: Michelle Toth
email: tothmm@plattsburgh.edu

Homework

- ◆ name tag
- ◆ library books
- ◆
- ◆
- ◆
- ◆

Pat Flath will be glad to accept any and all of those pop tops from pet food cans or beer cans or soda cans. I give them to our local Rotary Club which uses them for the Ronald McDonald House.

Items for the newsletter are due each month on the Saturday before the Executive Board meeting which is the first Wednesday of the Month.

Next Executive Meeting—May 5, 2010, **Ponderosa**

Next Membership Meeting—May 12, 2010, **Senior Center**

Challenge

Fabric Postcard Challenge

“Accept the challenges so that you may feel the exhilaration of victory.” - General George S. Patton

“It is time for us all to stand and cheer for the doer, the achiever — the one who recognizes the challenges and does something about it.”
- Vince Lombardi

Challenge Categories:

1. Individual postcard – fabric only
2. Individual postcard – embellished
3. Postcard Set (2 or more postcards sharing a theme)

Challenge Deadline: All postcards should to be brought to the June meeting.

CVQG c/o Carolyn Tyndall
15 Hardy Rd.
Plattsburgh, NY 12901